



Date: 10/12/2021

To:  
New Hampton Schools

Equipment:  
Skid Steer Mounted Snow Pusher

=====

WE PROPOSE TO FURNISH IN ACCORDANCE WITH THE FOLLOWING SPECIFICATIONS, TERMS AND CONDITIONS:

**SPECIFICATIONS**

MODEL	List	With 5% Government Discount
CAT 479-8115 SNOW PUSH, 8', SSL, RUBBER	\$3350.00	\$3183.00
CAT 481-3675 BACK DRAG, 8', RUBBER	\$1495.00	\$1420.00
Total	\$4845.00	\$4603.00
CAT 479-8086 SNOW PUSH, 10', SSL, RUBBER-	\$3920.00	\$3724.00
CAT 481-3676 BACK DRAG, 10', RUBBER	\$1782.00	\$1693.00
Total	\$5702.00	\$5417.00

**TERMS AND CONDITIONS**

The prices quoted are current and are subject to change to those in effect at the time of shipment. Caterpillar products are sold subject to the terms of the applicable Caterpillar warranty. Copies of the warranties applicable to this purchase are attached hereto, and the purchaser by signing this order acknowledges receipt of the Caterpillar warranties. The Purchaser agrees to pay any and all taxes, assessments, licenses, and government charges of every kind and nature whatsoever upon said equipment which may be imposed or assessed against or resulting to the Seller on account of the possession or use of said equipment by Purchaser. All provisions hereof are contingent upon government restrictions, strikes, accidents, delays of carrier and other delays unavoidable and beyond Seller's control.

It is intended and understood that title and ownership of said equipment is and shall remain vested in the Seller, notwithstanding delivery or possession, until the entire price is paid by cash in full.

THIS PROPOSAL SUBJECT TO ALL PROVISIONS OF THE CONTRACT AND WARRANTY AS SPECIFIED HEREIN:  
=====

ACCEPTED:

Respectfully submitted by,  
Steve Kincannon / Ag Territory Manager  
Ziegler Inc.





# Cat<sup>®</sup> Snow Pushes

SKID STEER LOADERS  
MULTI TERRAIN LOADERS  
COMPACT TRACK LOADERS  
COMPACT WHEEL LOADERS  
BACKHOE LOADERS  
SMALL WHEEL LOADERS

Cat<sup>®</sup> Straight Snow Pushes are used for snow removal contractors clearing large parking lots, roads, runways, and other paved surfaces. Designed to capture, contain, and displace the maximum amount of snow in a single pass, the Cat Straight Snow Push offers superior productivity.

#### Features:

##### Cutting edge options

- Steel – replaceable, bolt-on, hardened cutting edge delivers long life and high performance.
- Rubber – replaceable, bolt-on, 21 MPa (3,000 psi) tensile strength rubber ensures long life of the cutting edge.

##### Fixed or trip edge

- No-trip rubber cutting edge option is available on all models that utilize a SSL Coupler.
- Fitted with up to two cutting edges, the Cat Snow Pushes are equipped with a trip edge system incorporated into the base. The sectioned off moldboard springs back upon contact with unseen obstacles minimizing risk of damage to the Snow Push and machine.

##### Back drag

- Optional back drag equipped with rubber edge allows snow to be pulled away from loading docks, doors, and other tight spaces.

##### Adjustable skid shoes

- Adjustable skid shoes offer adjustability of the push cutting edge to suit operator preference and job site needs.

##### Profiled moldboard

- Profiled moldboard design rolls and folds snow, maximizing capacity of the snow push and improving productivity by minimizing snow clinging to its surface.

##### Streamlined support

- Streamlined sidewall support in addition to the large torque tube across the moldboard delivers long life and high performance in the most demanding of snow removal application. Outside box support is designed to minimize snow cling to the moldboard in addition to providing excellent support to the outer push sections.

##### Quick Coupler

- Available SSL Quick Coupler, IT Coupler, and Fusion™ Coupler hold the work tool securely and allows the operator to quickly change from one high performance Cat Work Tool to another.


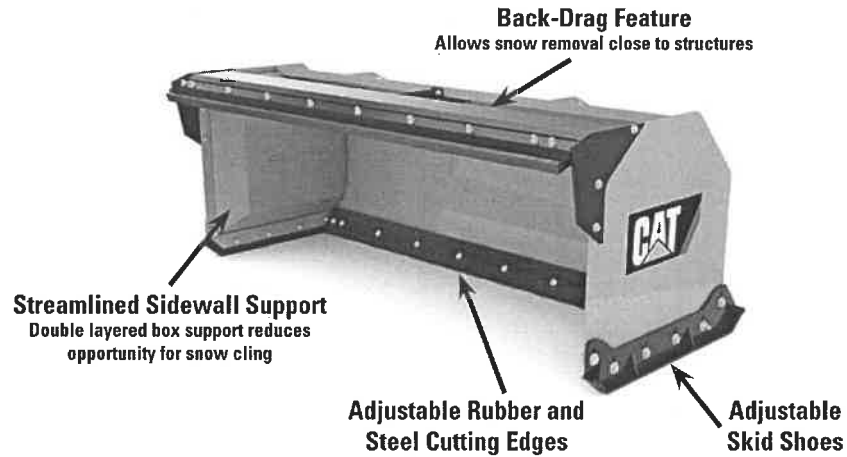
##### Bolt-on step

- Bolt-on step provides safe and ergonomic access to machine cab that is easily replaceable if damaged.





# Cat® Snow Pushes



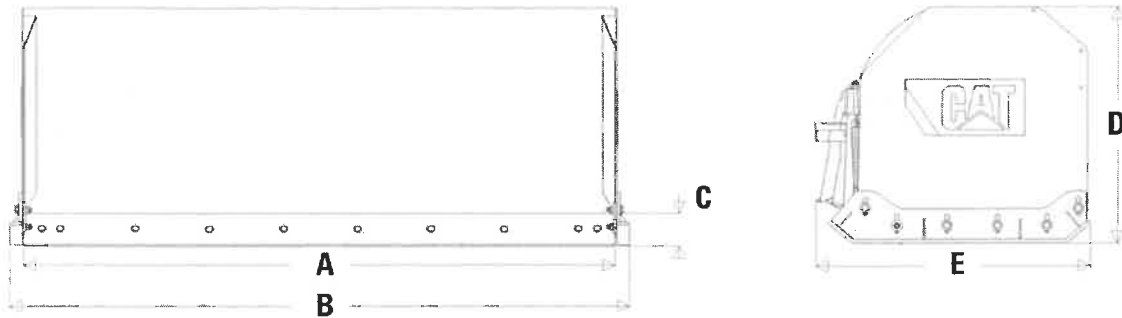
## Compatibility

Snow Push Model	Machines
2.4 m (8 ft)	216B3, 226D, 232D, 236D, 239D, 242D, 246D, 249D, 257D, 259D, 262D, 272D2, 272D2 XHP, 277D, 279D, 287D, 289D, 297D2, 297D2 XHP, 299D2, 299D2 XHP, 903C2, 906K, 907K, 908K, 906M, 907M, 908M
3.0 m (10 ft)	216B3, 226D, 232D, 236D, 239D, 242D, 246D, 249D, 257D, 259D, 262D, 272D2, 272D2 XHP, 277D, 279D, 287D, 289D, 297D2, 297D2 XHP, 299D2, 299D2 XHP, 415F2, 416F2, 420F2, 430F2, 903C2, 906K, 907K, 908K, 906M, 907M, 908M, 910K, 914K, 910M, 914M, 918M
3.6 m (12 ft)	216B3, 226D, 232D, 236D, 239D, 242D, 246D, 249D, 257D, 259D, 262D, 272D2, 272D2 XHP, 277D, 279D, 287D, 289D, 297D2, 297D2 XHP, 299D2, 299D2 XHP, 415F2, 416F2, 420F2, 430F2, 903C2, 906K, 907K, 908K, 906M, 907M, 908M, 910K, 914K, 910M, 914M, 918M, 924K, 930K, 938K, 926M, 930M, 938M
4.2 m (14 ft)	924K, 930K, 938K, 926M, 930M, 938M
4.9 m (16 ft)	924K, 930K, 938K, 926M, 930M, 938M

Machine model availability and attachment vary by region. Please contact your local dealer for availability.



Specifications



			2.4 m (8 ft)		3.0 m (10 ft)		3.6 m (12 ft)	
<b>A</b> Working width	mm	(in)	2438	(96)	3048	(120)	3658	(144)
<b>B</b> Overall width	mm	(in)	2253	(100)	3162	(124)	3772	(148)
<b>C</b> Trip edge height	mm	(in)	119	(4.7)	119	(4.7)	119	(4.7)
<b>D</b> Height	mm	(in)	994	(39)	994	(39)	994	(39)
<b>E</b> Length	mm	(in)	1143	(45)	1143	(45)	1143	(45)
Weight	kg	(lb)	491	(1,082)	545	(1,203)	636	(1,403)
Trip edge			Steel		Steel		Steel	
Trip edge quantity			1		1		2	
Interface			SSL		SSL		SSL	

			2.4 m (8 ft)		3.0 m (10 ft)		3.6 m (12 ft)	
<b>A</b> Working width	mm	(in)	2438	(96)	3048	(120)	3658	(144)
<b>B</b> Overall width	mm	(in)	2253	(100)	3162	(124)	3772	(148)
<b>C</b> Trip edge height	mm	(in)	119	(4.7)	119	(4.7)	119	(4.7)
<b>D</b> Height	mm	(in)	994	(39)	994	(39)	994	(39)
<b>E</b> Length	mm	(in)	1143	(45)	1143	(45)	1143	(45)
Weight	kg	(lb)	470	(1,037)	523	(1,152)	611	(1,348)
Trip edge			Rubber		Rubber		Rubber	
Trip edge quantity			1		1		2	
Interface			SSL		SSL		SSL	

			2.4 m (8 ft)		3.0 m (10 ft)		3.6 m (12 ft)	
<b>A</b> Working width	mm	(in)	2438	(96)	3048	(120)	3658	(144)
<b>B</b> Overall width	mm	(in)	2253	(100)	3162	(124)	3772	(148)
<b>D</b> Height	mm	(in)	897	(35)	897	(35)	897	(35)
<b>E</b> Length	mm	(in)	1143	(45)	1143	(45)	1143	(45)
Weight	kg	(lb)	353	(778)	393	(866)	432	(952)
Edge			Rubber		Rubber		Rubber	
Interface			SSL		SSL		SSL	





# Cat® Snow Pushes

## Specifications

			3.0 m (10 ft)		3.6 m (12 ft)		3.0 m (10 ft)		3.6 m (12 ft)	
<b>A</b> Working width	mm	(in)	3048	(120)	3658	(144)	3048	(120)	3658	(144)
<b>B</b> Overall width	mm	(in)	3219	(127)	3829	(151)	3219	(127)	3829	(151)
<b>C</b> Trip edge height	mm	(in)	137	(5.4)	137	(5.4)	137	(5.4)	137	(5.4)
<b>D</b> Height	mm	(in)	906	(36)	906	(36)	906	(36)	906	(36)
<b>E</b> Length	mm	(in)	1279	(50)	1279	(50)	1279	(50)	1279	(50)
Weight	kg	(lb)	818	(1,804)	905	(1,994)	905	(1,994)	991	(2,185)
Trip edge			Steel		Steel		Steel		Steel	
Trip edge quantity			2		2		2		2	
Interface			IT		IT		Bucket Receiver		Bucket Receiver	

			3.6 m (12 ft)		4.2 m (14 ft)		4.9 m (16 ft)	
<b>A</b> Working width	mm	(in)	3658	(144)	4267	(168)	4877	(192)
<b>B</b> Overall width	mm	(in)	3829	(151)	4438	(175)	5048	(199)
<b>C</b> Trip edge height	mm	(in)	137	(5.4)	137	(5.4)	137	(5.4)
<b>D</b> Height	mm	(in)	1128	(44)	1128	(44)	1128	(44)
<b>E</b> Length	mm	(in)	1575	(62)	1575	(62)	1575	(62)
Weight	kg	(lb)	1330	(2,931)	1441	(3,177)	1552	(3,422)
Trip edge			Steel		Steel		Steel	
Trip edge quantity			2		2		2	
Interface			Fusion		Fusion		Fusion	

			3.6 m (12 ft)		4.2 m (14 ft)		4.9 m (16 ft)	
<b>A</b> Working width	mm	(in)	3658	(144)	4267	(168)	4877	(192)
<b>B</b> Overall width	mm	(in)	3829	(151)	4438	(175)	5048	(199)
<b>C</b> Trip edge height	mm	(in)	137	(5.4)	137	(5.4)	137	(5.4)
<b>D</b> Height	mm	(in)	1086	(43)	1086	(43)	1086	(43)
<b>E</b> Length	mm	(in)	1575	(62)	1575	(62)	1575	(62)
Weight	kg	(lb)	1264	(2,786)	1375	(3,031)	1486	(3,277)
Trip edge			Steel		Steel		Steel	
Trip edge quantity			2		2		2	
Interface			Bucket Receiver		Bucket Receiver		Bucket Receiver	

For more complete information on Cat products, dealer services, and industry solutions, visit us on the web at [www.cat.com](http://www.cat.com)

AEHQ7751-01 (09-2016)

© 2016 Caterpillar  
All rights reserved

Replaces AEHQ7751

Materials and specifications are subject to change without notice. Featured machines in photos may include additional equipment. See your Cat dealer for available options.

CAT, CATERPILLAR, SAFETY.CAT.COM, their respective logos, "Caterpillar Yellow" and the "Power Edge" trade dress, as well as corporate and product identity used herein, are trademarks of Caterpillar and may not be used without permission.



