

Quote



Martin Bros.
DISTRIBUTING CO INC

Date	Mar 26, 2019
Company:	New Hampton Comm. Schools
Address:	710 West Main St.
City, State:	New Hampton, IA
Zip/Postal Code:	50659
Phone:	641-394-2144
Fax:	

Martin Bros. Distributing Co., Inc.
406 Viking Road
Cedar Falls, IA 50613
Phone: 800-847-2404
Phone: 319-266-1775
www.martinsmart.com

Quantity	Description	Price	Amount
Each	IPC Eagle CT 45 Scrubber	\$4,317.14	
Each	IPC Eagle 464 Smartvac 24"	\$2,029.33	
Each	IPC Eagle 664 Smartvac 32"	\$2,338.80	
Each	HT 24 Hydro Tube w/25' telescopic carbon fiber composite pole	\$1,995.00	
Each	HT 34 Hydro Tube w/35' telescopic carbon fiber composite pole	\$2,576.00	
Each	Tornado CVD 38 dual motor upright vacuum 15"	\$577.50	
Each	Tornado CVD 48 dual motor upright vacuum 19"	\$693.75	

Price Does Does not include freight charges from factory.

Price does not include sales tax or other fees, unless otherwise noted.

Price is good for 60 days from date of quotation.

This quotation is subject to revision.

We thank you for the opportunity to submit our quote, and welcome your response.

Quoted by: Jim Schwickerath

"Legendary Customer Service"



CV 38 Dual - CV 48 Dual Upright Vacuums

Dual Motor Vacuums with
HEPA Filtration and Unmatched
Performance.



CV 38 Dual

CV 48 Dual




- Dual motors for unmatched speed and rpms
- Equipped with onboard tools for simple detail cleaning
- 3-stage HEPA filtration
- Easy access cover
- Available in 15" and 19" models

CV 38 Dual - CV 48 Dual Upright Vacuums


Tornado's new CV 38 and CV 48 Dual Motor upright vacuums offer optimum power through increased rpms and brush speeds, tackling the most challenging cleaning environments. Individual vacuum and brush roll motors increase soil recovery, prolong brush-motor life, and improve carpet appearance and longevity.



EASY TO CLEAN –
Easy access to vacuum hose
and throat for clean-out



FILTER INSTALLATION –
Simply slide the bag in, turn
a lever, and you're done



FILTER BAG INDICATOR –
Conveniently located light
to alert user when the bag is
full or if a clog occurs



EASY TO CLEAN –
Easy to remove brush allows
hairs, threads, etc. to be
removed quickly

Model	CV 38 Dual	CV 48 Dual
Catalog Number	91415	91419
Machine Dimensions		
Dimensions (L X W X H)	14" x 15" x 45"	14" x 19" x 45"
Net Weight	21 Lbs.	21 Lbs.
Shipping Weight	25 Lbs.	26 Lbs.
Recovery Bag Capacity	6 quarts	6 quarts
Design Characteristics		
Cord Type	40', 18 gauge, 3-wire SJT, safety yellow	40', 18 gauge, 3-wire SJT, safety yellow
Cord Strain Relief	Yes	Yes
Body Construction	Polypropylene	Polypropylene
Handle Design	Ergonomic	Ergonomic
Housing Bumper	Non-Marking	Non-Marking
Easy Debris Access	Yes	Yes
Belt Type / Design	Non-slip toothed	Non-slip toothed
Standard Bag Type	CleanBreeze	CleanBreeze
Cleaning System		
CFM	102	100
Water Lift	100"	97"
Cleaning Productivity	3,433	4,085
Sound Level	67 dB	67 dB
Cleaning Path	15"	19"
Brush Design	Plastic Brush Roll	Plastic Brush Roll
Filtration System	3-Stage System	3-Stage System
On Board Tools	Yes	Yes
Motors		
Vacuum Motor	1.6 hp / 12 amps	1.3 hp / 8.3 amps
Brush Motor	150 watts	150 watts
Replacement Items		
Crevice Tool	K69062400	K69062400
Upholstery/ Utility Tool	K69002330	K69002330
CleanBreeze Disposable Collection Bag (10 Pk)	K69043050	K69043050
Brush Roller Bar (38, 48)	K69066440	K47624880
Hepa Filter Cartridge	K64147600	K64147600
Vac Motor Intake Filter	K57316110	K57316110
Optional Items		
Foam Filter (Used In Lieu Of Hepa) (3 Pk)	K64147650	K64147650
Cloth Reusable Filter Bag	K69043010	K69043010
Paper Collection Bag (10 Pk)	K69042940	K69042940
Foam Filter Frame	K57316140	K57316140



The CV 30 and 38
HEPA Upright
Effortless Operation.
Unmatched performance.

Designed By You

The Tornado® CV 30 and CV 38 are the most distinctive single motor uprights in their class. Some of the largest consumers of upright vacuums in the market helped us design these units from the ground up. A lightweight handle, brush-assisted movement, on-board tools, quiet operation, and a HEPA cartridge filter make the Tornado® CV 30 and CV 38 the choice of cleaning professionals. And it's available in 12" and 15" models for all your cleaning needs.

3-Stage Filtration

The filtration system is designed to contain fine particulate and dust, improving indoor air quality and reducing the risk associated with the redistribution of potentially harmful particles and allergens.

The 3-stage filtration system includes a unique CleanBreeze disposable filter bag, an intake filter, and a HEPA filter cartridge all as standard. The CleanBreeze disposable filter is an intricate web of randomly spun polymer fibers capturing far more particles and allergens than conventional paper bags. Dust emissions are reduced up to 60% over traditional paper filters.

Versatility

The Tornado® CV 30 and CV 38 provide effortless operation, versatility, innovative features, ergonomic design, quiet operation, and HEPA filtration for use in many different environments including:

- Hospitals and Healthcare Facilities
- Schools and Universities
- Hotels and Resorts
- Restaurants
- Commercial Office Buildings
- Retail Stores and Shopping Malls
- Industrial Facilities, large and small

CRI Certified

Tornado's CV 30 is CRI Silver level certified making our industry leading upright vacuum even better. This rating further cements the CV 30 as one of the industry's top upright vacuums when it comes to performance, productivity and protecting the health and safety of building occupants.

The CV 30 and CV 38. Effortless operation, ergonomic design, and unmatched performance.

1. Ergonomic Grip

Enclosed grip allows for multiple hand positioning.

2. Versatile Hose Attachment

With onboard tools, detailing cleaning is a breeze. A unique hose strain relief prevents hose kinking and cracking that is common on competitors' units.

3. Easy Access Cover


Rugged front cover seals to contain fine particulates and dust. If the filters are not properly in place, the front cover will not close.

4. Built to Last

Rugged polypropylene base with non-marking injection molded rubber bumper built right in.

5. Innovative Wheel Design

Exclusively engineered, shock-absorbing wheels are quiet and agile on any surface.



Both the CV 30 and CV 38 are CRI Certified



CV 30 is CRI Silver level certified



CV 38 is CRI Gold level certified



The CV vacuums are specifically designed for use in noise-sensitive environments.



3-Stage Filtration

The filtration system includes a disposable filter bag, an intake filter, and a HEPA filter cartridge.



Filter Installation Is A Breeze

A patent-pending design making torn bags a thing of the past. Simply slide the bag in, turn a lever, and you're done.



Filter Bag Indicator

Conveniently located light to alert user when the bag is full or if a clog occurs.



Easy to Clean

The vacuum hose and throat can be easily accessed to clean out debris that is trapped inside.



Changeable Roller Brush

Easy to remove brush allows hairs, threads, etc. to be removed quickly and easily

PRODUCT SPECIFICATIONS

MODEL	CV 30	CV 38
CATALOG NUMBER	91449	91451

MACHINE DIMENSIONS

DIMENSIONS (L X W X H)	12.75" X 12" X 45"	12.75" X 15" X 45"
WEIGHT	17.4 LBS	18 LBS
RECOVERY BAG CAPACITY	5.51 liter/1.72 gal	5.51 liter/1.72 gal

DESIGN CHARACTERISTICS

CFM	102	102
WATER LIFT	81.5"	81.5"
POWER CORD TYPE	40', 18 gauge, 3-wire SJT, safety yellow	40', 18 gauge, 3-wire SJT, safety yellow
SOUND LEVEL	66 dB	66 dB
VAC MOTOR	9 AMP	9 AMP

WARRANTY

LABOR	1 year*	1 year*
PARTS	1 year*	1 year*

STANDARD ACCESSORIES

CREVICE TOOL	K69062400	K69062400
UPHOLSTERY/ UTILITY TOOL	K69002330	K69002330
CLEANBREEZE DISPOSABLE COLLECTION BAG (10 PK)	K69043050**	K69043050**
ROLLER BAR	K69066410	K69066440
HEPA FILTER CARTRIDGE	K64147600	K64147600
VAC MOTOR INTAKE FILTER	K57316110	K57316110

OPTIONAL ACCESSORIES

FOAM FILTER CARTRIDGE (3 PK) (USED IN LIEU OF HEPA)	K64147610	K64147610
CLOTH REUSABLE FILTER BAG	K69043010	K69043010
PAPER COLLECTION BAG (10 PK)	K69042940	K69042940
PAPER COLLECTION BAG (300 PK)	K69043030	K69043030

* One bag included with unit. ** See full warranty for details.



SmartVac™



464, 664 Battery Powered Vacuum Sweepers 24" and 32"



SmartVac™ 464



SmartVac™ 664

Great Productivity



Up to 41,000 sp. ft./hr drastically cuts labor time. ROI in as little as 3 months



Large hopper capacity offers ten to fifteen times the capacity of upright vacs



Maintenance free sealed battery for up to 2.5 hours of continuous cleaning



Ultra quiet at 55 dBA can be used at any time day or night

High Performance



Self cleaning filter system provides for optimum vacuum performance



SLS (Self Levelling System) automatically adjusts to any surface



Pre-programmed working settings provide optimum results for any application



Micro dust filtration to assure clean indoor air



Main brush special "V" shape and long bristle design to assure deep cleaning

Ergonomics, User Friendly



Easy to transport



Easy to use control panel




Adjustable handlebar




On board battery charger



Easy to use with two work programs and a display with self-diagnostic data, battery charge status, and hour meter.



On-board battery charger. Enables the battery to be charged anywhere.



The brush automatically adjusts to any type of carpet on hard surface floors.

Low Maintenance Costs




Dust filter replacement without tools




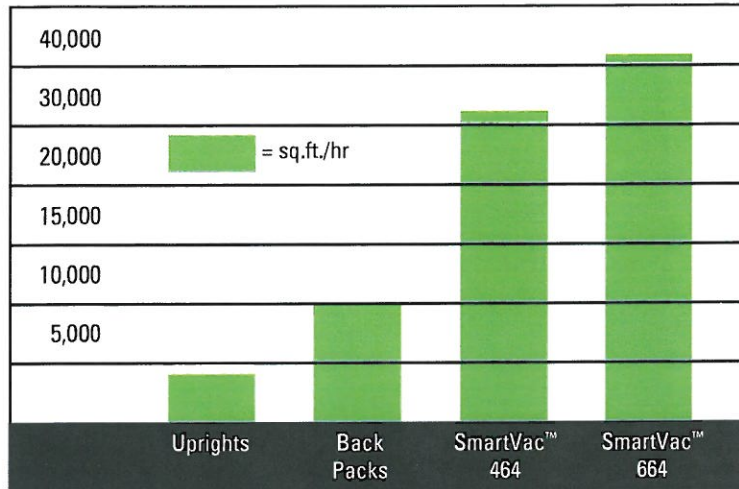
Main brush replacement without tools




Side brush replacement without tools



Incredible productivity—jobs that took hours, now take minutes.



Self-cleaning filter with cleaning frequency linked to the selected work program.




Vacuum shutoff for use when sweeping wet areas.



Return On Investment (ROI) You Do The Math!

	Your Operation	Example
Time savings per day	_____	3 hours
Average number of work days/month	_____	21 days
Total hours saved (savings/day x days/month)	_____	63 hrs. saved
Hourly Wage	_____	\$11/hour
Savings per month (total hours x total hourly wage)	_____	\$693/month
Cost of SmartVac™	_____	\$2400
Return on Investment (cost/savings)	_____	3.5 months

The large diameter brush is easily removed without tools.



High volume airflow removes more soil

The large diameter brush safely flicks the surface to release soil. The long bristles on the brush creates a high volume airflow in conjunction with the high CFM vacuum blower to effectively carry away soil. This combination offers incredible soil removal capabilities.

Micro Dust Filtration

Filter with incorporated rubber gasket for maximum control of dust. Pre-filter also equipped to catch large fibers.

Designed to assure minimum noise levels

Low noise vacuum fan.

Technical data		SmartVac™ 464	SmartVac™ 664
Max working width	Inches/mm	24" / 625 mm	32" / 825 mm
Main brush width	Inches/mm	16" / 400 mm	24" / 600 mm
Productivity (at max speed)	Ft ² /m ²	31,000 Ft ² / 2,880 m ²	41,000 Ft ² / 3,809 m ²
Hopper Volume	Ft ³ /l	1.25Ft ³ / 35 l	1.8 Ft ³ / 51 l
Power supply		Battery 12V/45Ah maint. free Battery charger on board	Battery 12V/45Ah maint. free Battery charger on board
Filter surface	Ft ² /m ²	10 Ft ² /1m ²	10 Ft ² / 1m ²
Electric filter shaker		Automatic	Automatic
Weight with battery (net)	Lbs/Kg	91 Lbs/41 Kg	124 Lbs/56 Kg
Noise level	dBa	55 dBa	55 dBa



IPC Eagle

2955 Lone Oak Drive • Eagan, MN 55121
651.686.5399 • Fax 651.686.5695 • 800.486.2775
www.ipceagle.com

IPC Eagle Corporation Sales and Service Provided By:



IPC
EAGLE

AUTOMATIC
SCRUBBERS

CT45/ CT46

11/12 GALLON, 20" BRUSH DRIVE

THE CT45 FEATURES AN INNOVATIVE DESIGN THAT ENSURES MAXIMUM PRODUCTIVITY IN A COMPACT PACKAGE. ITS V-SHAPED SQUEEGEE PROVIDES FAST DRYING RESULTS AND ITS ERGONOMIC HANDLE ALLOWS THE OPERATOR TO ADJUST THE HEIGHT ACCORDINGLY, ALLOWING THE MACHINE TO SQUEEZE INTO TIGHT, LOW SPACES

MAIN FEATURES

ERGONOMIC HANDLE
V-SHAPED SQUEEGEE

FIELD OF APPLICATION

HEALTHCARE
SCHOOLS



HERO INNOVATIONS



ECO
SELECT



SELF-
LEVELLING
SYSTEM



MODULAR
RANGE
BUILD UP

CT45/ 46 RANGE BUILD UP



		CT45 BRUSH DRIVE	CT46 TRACTION DRIVE
Max theoretical productivity	ft ² /h - m ² /h	17,000 ft ² / 1,750 m ²	17000 ft ² / 1,750 m ²
Cleaning path	in/ mm	20 in/ 500 mm	20 in/ 500 mm
Water tank capacity (solution recovery)	Gal/ l	11/12 Gal 40/45 l	11/12 Gal 40/46 l
Max running time	min	120	120
Voltage	V	24 (2x12 AGM)	24 (2x12)
Installed power	W	550	550
Brush pressure	lbs/ kg	55 lb. - 25 kg	55 lb. - 25 kg
Squeegee width	in/mm	28" / 730 mm	28" / 730 mm
Max speed	mph/ kph	2.2 mph/ 3.5 kph	2.2 mph/ 3.5 kph
Weight	lbs/ kg	243 lbs/ 110 kg	265 lb/ 120 kg
Dimension (LxWxH)	in / mm	33x22x48 in	33x23x48 in



IPC Eagle
3650 Dodd Road Eagan, MN 55123
800.486.2775
www.ipceagle.com